

# Polar Configuration, Reality or Symbol?

Mathias Hufner 2017

**Summary:** The rejection of the theory of the electric universe has much to do with the fact that the polar configuration, as represented by Immanuel Velikovsky in the 1950s and later by David Talbott, is not recognized in established astrophysics. In fact, the polar configuration does not have anything to do with this. The ancient myths can also have arisen due to mass ejection of the sun. Instead, archaeological evidence can rather be found.

In the „[Discourses on an Alien Sky](#)“ on Youtube David Talbott claims, based on Immanuel Velikovsky's book "Worlds in Collision" [1], that the sky above the beginnings of civilization must have been quite different. From the traditions he wants to read a different arrangement of the planets and a primal sun around which a polar configuration of the planets was grouped and which would have resulted in a catastrophic upheaval to today's planet constellation. He rely on ancient symbols, following the ideas of Velikovsky by literally taking the archaic texts.

**Can these texts be trusted?** Do they reflect a real image or are they imbued with fantasies. Did they perhaps serve political purposes? In any case, there are enough contradictions in representations and texts.



Figure 1: Talbott's Polar configuration on a mesopotamian border stone 2000 BC



Figure 2: The symbol in decomposed representation

Release: Pinterest Museum <https://www.pinterest.com/pin/463800461606667207/>

Following the thoughts of David Talbott, the question arises: Is the polar configuration also a symbol, or can it conceal a geometric and physical reality that is based on a more powerful change in the electricity of the planetary space in a relatively short earth-historical which could lead to a tipping of the earth's axis?

A prerequisite for the following considerations should be indisputable: The distance between the earth and the sun can not have changed in the last 12 thousand years after the last ice age, in which the civilization has been developed, since the habitic zone with 0,95 -1.01 AU (astronomical unit = mean distance between sun and earth = 150 million km) from [Baumann](#). If the distance were increased by another percent, this would lead to a new ice age. As early as 1994, Robert Grubaugh [2] discussed this issue quite vigorously. It seemed impossible from the mathematical point of view to confirm this planetary configuration. Two Italian mathematicians, E. Spedikato and A. del Popolo [3] from the University of Bergamo, attempted to calculate the polar configuration under specific conditions. Even if the conditions are not very realistic, it can be said that the calculations yielded a positive result. For example, the model requires that the earth always turns only one side to the sun and the configuration is viewed from the night side. The brightness on this side of the earth would be about as in bright moon nights. This is quite absurd in that, humans would have developed as a night-active species. The calculation was quite expensive.

The calculation is made much simpler by applying the ray theorem, imagining Saturn in the size of the moon, and the Venus with a radius of a quarter of the moon, and Mars with a fifth of the radius of the moon, Respectively. The distances of the individual planets from the earth would be as follows:

Earth - Saturn: 12,82 millions km or 1,082 AU

Earth – Venus: 5,12 millions km or 1,033 AU

Earth - Mars: 3,6 millions km or 1,023 AU

These results correspond to the version A without consideration of the earth's moon in the calculations of E. Spedikato and A. del Popolo. Surprisingly, the deviations from the results of the two Italians are less than -2.8%. You can not, therefore, decide this celestial mechanically. Apart from the unacceptable prerequisites for the calculation, it remains unclear how the Venus from behind of Mars between the earth and the sun should have fallen. But something must have happened in the history of civilization that has left so deep traces in the myths world-wide. In this respect one can agree with Velikovsky and Talbott. But what was that?

Now let's look at the radiant energy of the Talbott's "primeval sun" compared to the sun to day. A primeval sun would have to be a so-called brown dwarf, which predominantly radiates in the infrared range, otherwise no phases would be seen on it.

The solar constant is  $1367 \text{ W / m}^2$  with a fluctuation range of 3.5%. With  $F = E 4\pi r^2$ , the radiation power of the polar configuration would then be about  $2.81 \cdot 10^{24} \text{ W}$  to heat the Earth on its night side if the coverage of Mars is not taken into account. We also do not consider the heat transport from the sunny side to the night side. Since we can only estimate the order of magnitude, this does not disturb us further.

The radiation power according to Stephan-Boltzmann can then be calculated with the aid of  $F = s 4\pi r^2 T^4$  over the temperature, and the following radiation powers for a primeval sun corresponding to the spectral class are obtained, depending on the size of Saturn.

spectral class	sun	L	T	Y
temperature	5900K	2000-1300K	1300-600K	600 -200K
radiation power	1,81 10 <sup>24</sup> W	1867 10 <sup>24</sup> W-	330 10 <sup>24</sup> W	15,1 10 <sup>24</sup> -0,18 10 <sup>24</sup> W

The valuation shows that from energy considerations Saturn could only have been a brown dwarf of the spectral class Y to be comparable to the radiation conditions of the sun. Saturn, as we know, is a gas planet, but brown dwarfs have a high metallicity. In their spectra one finds lines of TiO, whose boiling point is 3173 K and whose density is 4.2 g/cm<sup>3</sup>. This leaves to release Saturn as a candidate for a primeval sun whose density is only 0.69 g/cm<sup>3</sup>, as is any other gas planet. A nuclear fusion would have torn such a small gas planet. The polarity configuration shown in Figure 1 thus turns out to be a symbol for Figure 2.

**Even though the polar configuration could be relegated to the area of the myths, Venus continues to puzzles.** It is the clearest star in the morning sky or evening sky. Its cycles were used for time measurement, as were the lunar phases. Venus is described consistently as a star with hair or tail, which is why it was understood in the old writings as a comet. But does that mean that it should have changed its position in the distance to the sun? In addition, it differs from the comets by its almost circular path.

Venus has an unusual ground temperature of 737K. This moves it into the spectral class T of the brown dwarf star, although it is much too small as a star and has a density of 5.24 g / cm<sup>3</sup>. Also the presumed greenhouse effect is not sufficient to explain the high soil temperature. Due to the fact that Venus always turns to the same side of the sun, [Imke de Pater and Jack J. Lissauer](#) found out in 2015 that the equilibrium temperature on their backside is only 232K.

Should Venus have emerged only at the beginning of civilization by a massive ejection of the sun and still in the phase of cooling?

Such a scenario contradicts the classical solar model, but it would be quite possible to explain it in an electric model, since mass emitted from the sun is known, albeit to a much lesser extent.

1859 was first documented by Carrington [4] a mass ejection on the sun. An ejection is directly related to the sun spots, whose size is comparable to the size of the earth and which release the view of the sun's surface.




Figure 3: Mass ejection from 31th Aug. 20112 Release Wikipedia

Figure 4 gives a clear view of the liquid surface of the sun and a drop of the mass is seen on the surface. What material may the surface be? The density of the sun is on average 1,44 g/cm<sup>3</sup>. Lighter are lithium and sodium, calcium is slightly above 1.55 g/cm<sup>3</sup>. Magnesium has a density of 1.74 g/cm<sup>3</sup>. These values apply to the earth at room temperature. How materials in the sun behave at temperatures of 5500K and a 28-fold gravitational force is completely unknown. It can only be said with certainty that the temperature increase and the increase of the gravitational force are countercurrent.




Figure 4: Mass drop on liquid sun surface  
 Release: <http://home.arcor.de/geschichte-referat/sonne.html>

For a long time it was believed that the sun was a glowing gas ball of hydrogen and helium. Hydrogen and helium, however, show line-poor line spectra, no thermal light comparable to a tungsten filament. On the composition of the sun is speculated. The main constituent should be hydrogen. The percentages range from 92% to 75%. The helium content is found to vary between 8% and 23%. Only a maximum of 2% are heavier elements such as oxygen or iron. And inside, temperatures, they believe, are 15 million degrees, while the surface is only 5500K. The solar core would consist of helium and inside it temperatures of 10 million K dominate [5]. However, already in Schpolski [6] 1951 you find in Atomphysik Bd.II the table, which shows Figure 5.

Tabelle LXVI. Wahrscheinlichkeit der Kernreaktionen bei  $2 \cdot 10^7$  Grad

Reaktion	$Q$	$P$ (sec <sup>-1</sup> )	mittlere Lebensdauer
H <sup>1</sup> + H <sup>1</sup> = D <sup>2</sup> + β <sup>+</sup>	1,53	$8,5 \cdot 10^{-21}$	$1,2 \cdot 10^{11}$ Jahre
D <sup>2</sup> + H <sup>1</sup> = He <sup>3</sup>	5,9	$1,3 \cdot 10^{-2}$	2 Sekunden
H <sup>3</sup> + H <sup>1</sup> = He <sup>4</sup>	21,3	$1,7 \cdot 10^{-1}$	0,2 Sekunden
Li <sup>6</sup> + H <sup>1</sup> = He <sup>4</sup> + He <sup>3</sup>	4,1	$7 \cdot 10^{-3}$	6 Tage
Li <sup>7</sup> + H <sup>1</sup> = 2He <sup>4</sup>	18,6	$6 \cdot 10^{-4}$	1 Minute
Be <sup>9</sup> + H <sup>1</sup> = Li <sup>6</sup> + He <sup>4</sup>	2,4	$6 \cdot 10^{-13}$	2000 Jahre
B <sup>11</sup> + H <sup>1</sup> = 3He <sup>4</sup>	9,4	$1,2 \cdot 10^{-7}$	3 Tage
C <sup>13</sup> + H <sup>1</sup> = N <sup>14</sup>	8,2	$2 \cdot 10^{-14}$	$5 \cdot 10^4$ Jahre
C <sup>12</sup> + H <sup>1</sup> = N <sup>13</sup>	2,0	$4 \cdot 10^{-16}$	$2,5 \cdot 10^6$ Jahre
N <sup>14</sup> + H <sup>1</sup> = O <sup>15</sup>	7,8	$2 \cdot 10^{-17}$	$5 \cdot 10^7$ Jahre
N <sup>15</sup> + H <sup>1</sup> = C <sup>12</sup> + He <sup>4</sup>	5,2	$5 \cdot 10^{-13}$	2000 Jahre
O <sup>16</sup> + H <sup>1</sup> = F <sup>17</sup>	0,5	$8 \cdot 10^{-22}$	$10^{12}$ Jahre
Mg <sup>26</sup> + H <sup>1</sup> = Al <sup>27</sup>	8,0	$10^{-26}$	$10^{17}$ Jahre
He <sup>3</sup> + He <sup>4</sup> = Be <sup>7</sup>	1,6	$3 \cdot 10^{-17}$	$3 \cdot 10^7$ Jahre
Be <sup>7</sup> + He <sup>4</sup> = C <sup>11</sup>	8,0	$3 \cdot 10^{-30}$	$3 \cdot 10^{20}$ Jahre

Figure 5: Fusion reactions on the Sun by Schpolski

The question arises: **Why is it believed that under the conditions on the sun only helium should form and only after all the hydrogen has turned to helium will a fusion take place to heavier elements?**

It is amazing how many false ideas about the stars are in circulation. You need only to examine their light.

The only reliable source of information about stars is obtained from the analysis of their electromagnetic spectrum. As a star of spectral class G2V in the Hertzsprung-Russell diagram, the sun is located in the center of the so-called main row, which represents all stars in the radiation equilibrium. This is, however, not seen as a contradiction to the above statement on the composition of the sun. If the proportion of hydrogen is as high as indicated above, this should be reflected in the solar spectrum, and the sun should be classified into spectral class A. However, their main components must consist of elements between Ca and Fe with the order numbers 20 to 26. The  $H_{\alpha}$ -line at 656.5nm (Figure 6 at C) and the  $H_{\beta}$ -line at 486.3 (Figure 6 at F) are quite modest compared to the mass of the other lines. This is different in the case of stars of spectral class A. There the series of balmers of hydrogen is the dominant image of the intensity of the lines.

On the basis of Fraunhofer's absorption lines, about 70 elements can be detected in the solar atmosphere. It is very unlikely that inside the sun no one of these heavy elements should have accumulated. On the contrary, pictures 3 to 6 suggest that the solar surface is a sea of magma, similar to that earth volcanoes swell and from the comparison of the spectra of spiral galaxies it is concluded that the hydrogen is supplied from the outside and the initial fusion processes take place in the corona. Even if the absorption lines of the metals in the solar spectrum can not match the intensity with the gases, you have to take into account that the vapor pressure of metals decreases

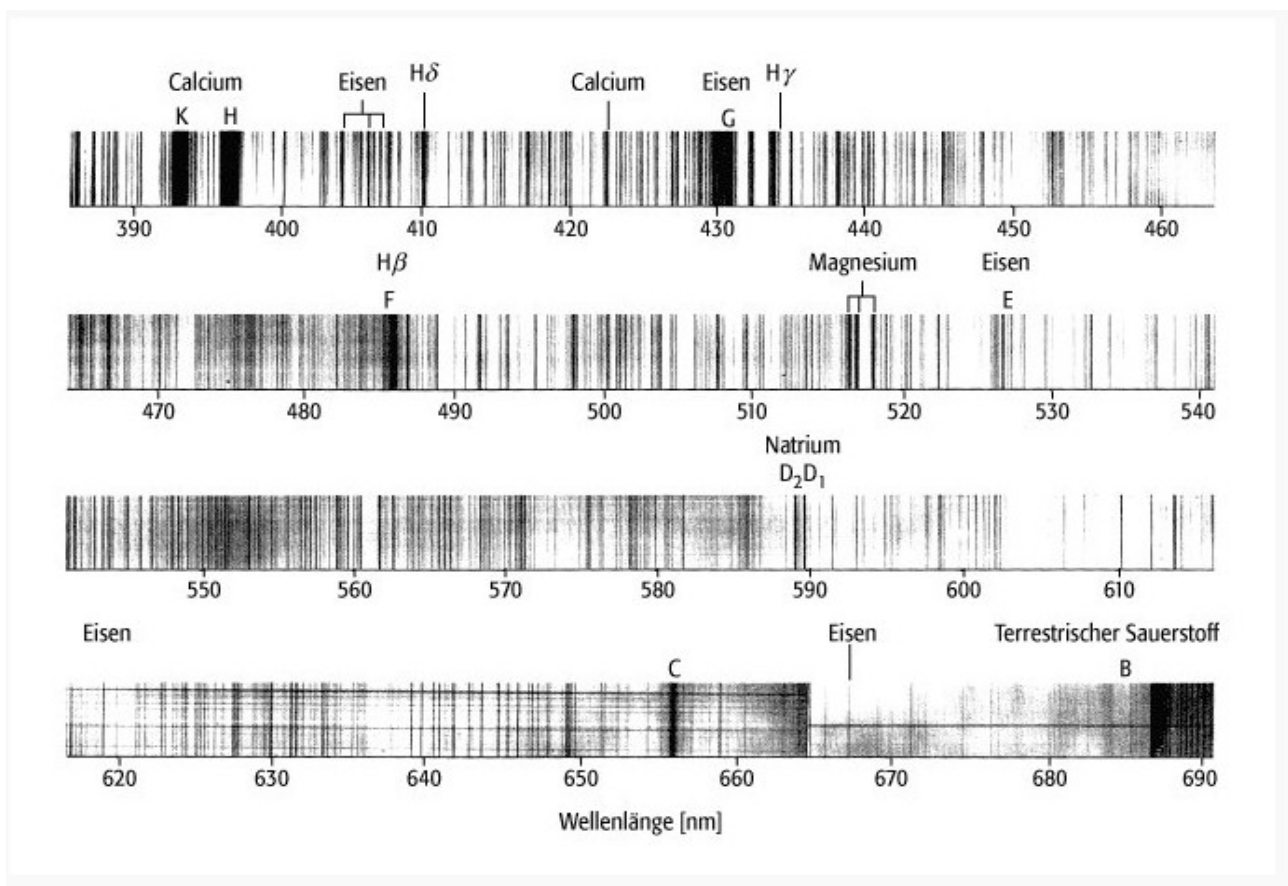


Figure 6: Fraunhofer's Absorption lines in the solar atmosphere  
 Release-: <http://www.spektrum.de/lexikon/physik/sonnenspektrum/13460>

with increasing its order number. Reliable data can only be obtained with laser evaporation experiments. The spectral data obviously contradict the classical model conceptions of the sun.

If the energy of the sun comes from the nuclear fusion, and the starting product is hydrogen, which apparently does not come from the interior of the sun, but from the space and because of its low concentration maintains the burning in the corona, then the fusion of protons and electrons are formed by K-capture to nucleus with time a positive charge excess in the atom shells , which causes an electron current to the sun. At the same time, positive hydrogen ions are accelerated away from the sun.

The repulsive forces between the positive charges are partially compensated by the gravitational forces of the large solar mass. While the light components leave the corona as a solar wind, the heavier components sink to the sun's surface. If, however, the cargoes are overpowered, then the forces are balanced by mass discharges. This affects coronary as well as excretion from the interior of the sun, since it can be assumed that the exothermic fusion continues to the iron.

Thus, terrestrial volcanic eruptions could also be explained as charge balancing. Geophysicists from the University of Würzburg developed a measuring method in 2000 to monitor [volcanoes by measuring electromagnetic fields](#). On 19.04.2016 Spiegel-Online reported on [heavy current torches over burning mountain](#). (See Figure 7)

In this context, a hypothesis from the year 2011 by P.A. LaViolette [7] is understandable, namely that in the year 12,837 BP  $\pm$  10 (10887 BC) came to a mass ejection, corresponding to the Venezuelan Cariaco basin corresponding elevated  $^{14}\text{C}$  traces. Whether it was a coronal mass ejection, or whether it could have also come to the ejection from the surface of the sun, is at present not to be clarified.

If we can believe the ancient sources, so much mass could have been expelled that the stories of the birth of Venus are not just a myth

In any case, LaViolette supported his hypothesis by three concrete findings. These changes in the  $^{14}\text{C}$  values correspond to the  $^{10}\text{Be}$  precipitation rate in the GISP2 Greenland ice core at this time, which is associated with a drop in pH. From this time the Greenland ice will have extreme climatic changes of more than 6 degrees in 40 years in the next centuries, and this coincides with the disappearance of the Glovis culture and the Great Deer fauna in North America after 10800BP. According to



*Figure 7: The discharge flashes are clearly visible  
Release: Spiegel-Online*

Kottula 2013 [8], the connection between  $^{14}\text{C}$  years and calendar years is unknown;  $^{14}\text{C}$  of extraterrestrial origin could also distort the results, which would result in a later date for mass ejection.

This solar protuberance around 11,000 years BC was about 125 times the size of [the largest ever directly measured protuberance in 1956](#), says W. Comper [9], who measured a vertical velocity of the mass exit of 263km/s, More than 2/5 of the escape speed from the sun. Taking into account the own speed, one even reaches about half of the flight speed. The charged particles were further accelerated in the electric field and led to radiation doses of up to 3 sieverts on the ground within the first three days, as well as to a long-term destruction of the ozone layer, which allowed further radiation to be transmitted to flora and fauna. It does not take much imagination to imagine a mass ejection of the Sun in the order of magnitude of a planet reaching an orbit around the Sun. That such an ejection does not run without consequences for the earth is also conceivable. Vance Haynes [10] found in the geological layers of this time a black layer, which testifies of large fires.

This mass extinction of large animals subsequently led to the fact that the people had to switch from hunting and gathering to a life of agriculture and animal husbandry, which led to the sedentary lifestyle of these people and finally to the beginning of civilization.

The likelihood that the sun is responsible for the end of the wisteria time with a temperature rise of 6 degrees within 40 years is very high. Volcanic eruptions resulting from a mass ejection from the sun are not improbable, but recently Ben Davidson [11] has demonstrated the correlation of solar activity with earthquakes. This would also explain the short-term fluctuations in temperature in the sequence after the initial event.

The question of the dependence of the material densities on temperature and gravitational force is a large unknown and is left to future research. Previous investigations of the material densities of temperature and pressure were oriented to earthly needs and are not transferable to the sun. On the other hand, the density of a substance mixture whose composition is unknown can not be unambiguously calculated. On the other hand, there are quantitative spectral-analytical results on the solar atmosphere, and it can be assumed that these elements accumulate in the sun as a function of their weight. The most profound investigations of the effective number of absorbing atoms in the solar atmosphere as a function of temperature and gravitation have been made by A. Unsold [12]. He notes that the composition of meteorites and the sun is quite similar to the most common elements.

Whether such a large mass ejection can occur as the planet Venus represents, can not be answered with certainty. Future temperature measurements of the surface of Venus could reveal, according to the Newtonian cooling law, whether and when the output of Venus could have taken place from the sun, thus revealing the rational nucleus of the world's myths of ancient cultures.

The author thanks Dr. Hannes Täger for hints and suggestions.

## References

1. Immanuel Velikovski – *Welten im Zusammenstoß* Julia White Publishing <http://www.julia-white.com/de/buch2.html>
2. Robert Grubaugh - *A Model Of The Polar Configuration* [www.mikamar.biz/symposium/grubaugh.txt](http://www.mikamar.biz/symposium/grubaugh.txt)
3. E. Spedikato und A. del Popolo - *Equilibrium Distances of a Collinear Planetary System* [www00.unibg.it/dati/persone/636/412.pdf](http://www00.unibg.it/dati/persone/636/412.pdf)
4. Richard Carrington - *Description of a Singular Appearance seen in the Sun on September 1, 1859* <http://adsabs.harvard.edu/abs/1859MNRAS..20...13C>
5. O. Struve u.a - *Astronomie, Einführung in ihre Grundlagen* S.213 <https://books.google.de/books?isbn=3111543102>
6. E. W. Schpolski - *Atomphysik II Die Elektronenhülle des Atoms und die Atomkerne* Übersetzung aus dem Russischen VEB Deutscher Verlag der Wissenschaften Berlin 1962
7. Paul A. LaViolette - *Evidence for a Solar Flare Cause of the Pleistocene Mass Extinction* Februar 2011 in *Radiocarbon*. (2011). Vol. 53, No. 2, 303–323. <http://www.starburstfound.org/downloads/superwave/SPE.pdf>
8. M. Kotulla - *Grönländische Eiskerndaten und ihre Interpretation: Absolute Datierung durch Zählung von Jahresschichten* [http://www.wort-und-wissen.de/artikel/sp/g-13-1\\_kotulla2013\\_groenlaendische\\_eiskerndaten.pdf](http://www.wort-und-wissen.de/artikel/sp/g-13-1_kotulla2013_groenlaendische_eiskerndaten.pdf)
9. W. Comper – *Die eruptive Protuberanz vom 16 Dezember 1956*, Zeitschrift für Astrophysik, Vol. 45, p.83 <http://adsabs.harvard.edu/full/1958ZA.....45...83C>
10. V. Haynes - *"Younger Dryas "black mats" and the Rancholabrean termination in North America"*. *Proceedings of the National Academy of Sciences*. **105** (18): 6520–5. <https://www.ncbi.nlm.nih.gov/pmc/articles/PMC2373324/>
11. B. Davidson – *The Sun and Earthquakes* <http://spaceweathernews.com/challenge/>
12. A. Unsöld - *Quantitative Spektralanalyse der Sonne* 1946 <http://spektroskopie.fg-vds.de/pdf/unsold1946.pdf>